

---

2013



2014 4

	2013	12	31
10	1.00		0
	10	10	

( )

..... 1

..... 3

..... 5

..... 6

..... 24

..... 28

..... 33

..... 41

..... 47

..... 49


..... 116



			002049
	Tongfang Guoxin Electronics Co., Ltd.		
	TGE		
	3129		
	064100		
	3129		
	064100		
	www.jingyuan.com		
	zhengquan@jingyuan.com		

	3129	3129
	0315-6198161	0315-6198181
	0315-6198179	0315-6198179
	dulinhu@thtf.com.cn	zhengquan@jingyuan.com

	<a href="http://www.cninfo.com.cn">http://www.cninfo.com.cn</a>

 2001 09 17

	2013	2012	(%)	2011
--	------	------	-----	------

---

2013

2013

1

		91,998.76		57.38%
	27,251.52		92.90%	2013 12 31
307,801.31		12.95%		235,177.19
18.55%			69,130.40	75.14%
	26,630.69		22,570.51	
24.53%	1,448.64			

1

2013		4.23	1.40
2012	70%		

14% SIM 2013 SIM 7

4G SIM

JAVA SIM

2013

IC 2013 IC 3 IC 2013

IC THD86 THD86

IC COS 2014

2013 2015 2020 75%

2014 3 25 10

2013

SIM

SWP-SIM

13.56MHz

USB-Key

2013

USB-Key

USB-Key



		2013	2012	%
--	--	------	------	---

---

	301,640,933.95
%	54.78%

5

			%
1		207,193,731.55	37.63%
2		26,564,172.85	4.82%
3		25,149,246.17	4.57%
457 >			

---

	2013	2012	%
	1,026,302,966.90	723,240,022.13	41.9%
	793,326,939.99		

--	--	--	--	--	--	--

**1**

	2013		2012		%	
		%		%		
	906,856,558.49	29.46%	870,645,948.25	31.95%	-2.49%	
	412,332,198.33	13.4%	321,197,103.79	11.79%		

---

	20,935,995.95	0.68%	8,648,501.07	0.32%	0.36%	
	1,350,885.79					

IC

14%  
70%  
COS

37%

68.27%

**1**

**1**

		%
42,178,176.10	2,656,264,086.00	-



					91	94			
				10,000.0	992,869,935	749,974,852	422,672,102.	117,044,165.	139,804,541.
				0	.83	.15	29	70	61
				15,000.0	865,562,726	429,120,346	268,631,889.		
				0	.98	.01	69		

1

2014 2 27

2

IC

SWP-SIM

SWP-SIM

IC

IC

SIM

SIM

JAVA

4G

90nm 40-55nm

IP

CTS

LED

3 **2014**

2014

1

2

3

4

5

6

7

2013 6 30  
28

6,751,029.33

[2012]72 [2012]37  
[2012]74  
2012 3


3

1 2013  
2013

303,408,984  
30,340,898.40

10

1.00



--	--	--	--	--	--

2013 04 24 C 3

---

--	--	--	--	--	--


2013 10 28 C 3

**1**

			2	3	4	(%)			5	
--	--	--	---	---	---	-----	--	--	---	--

12

**1**            **5%**



	( )
--	-----

5,954,234.17

3

2013 12 18

2013

12 20

2013 12 20

<http://www.cninfo.com.cn>



GSS: příloha

		(%)						(%)



		%						
		41.38%	125,557,622		125,557,622	0		
		6.47%	19,641,261		19,641,261	0		
		4.07%	12,344,661		12,344,661	0		
		3.9%	11,833,930		11,833,930	0		
		2.32%	7,043,013	-696,186	2,717,661	4,325,352		
		2.31%	7,004,660	-4,342,200	0	7,004,660		
		2.12%	6,433,912		6,433,912	0		
		1.38%	4,184,720					

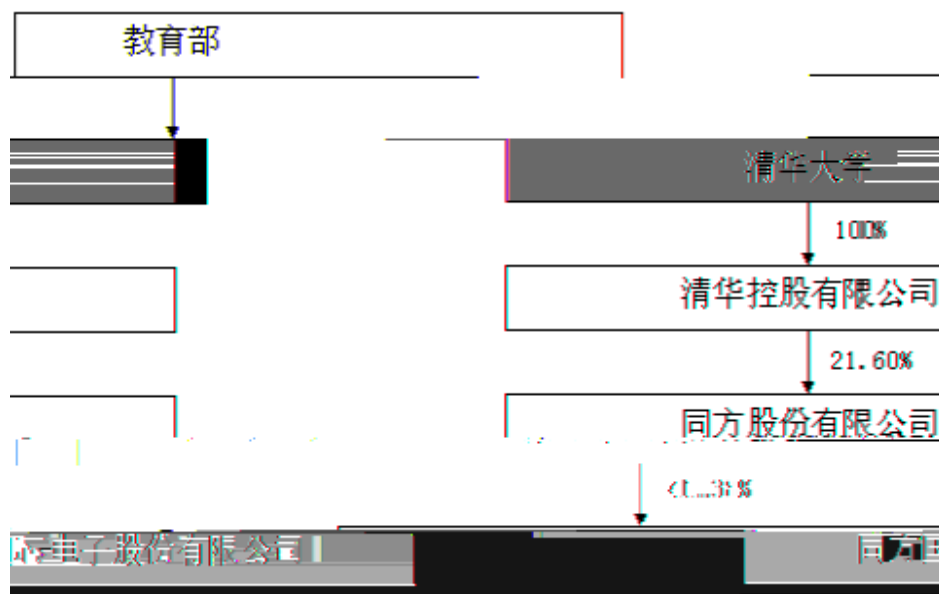
1.23% 3/MCID 1

---

	4,325,352		4,325,352
	2,999,820		2,999,820
	2,000,786		2,000,786
	1,636,233		1,636,233
	1,605,610		1,605,610
	1,548,496		1,548,496

				863
		20.67%		HK:1206
	32.98%		17.64%	Resuccess Investments Limited
	15.34%		0.01%	

3



--	--	--	--	--	--	--	--	--	--	--

65 2013

5

1989

2001

2003

2008 2013 4

2002 3

2008 2

1991

2003 3 2006 7 2008 2 2008 12 2012 12 2012 5 2012 7 1991 1989 5 2001 2003 2008 2013 4

**ΕΠΟΧΗ ΠΑΙΔΑ**

2003

2001

2008 2

2005 7

2001

2012 5

SMD

2006

2010

2010 10

2008

2010

2010 10

			2013 05 15	2016 05 14	
			2013 10 12	2016 10 11	
			2013 05 15	2016 05 14	

---

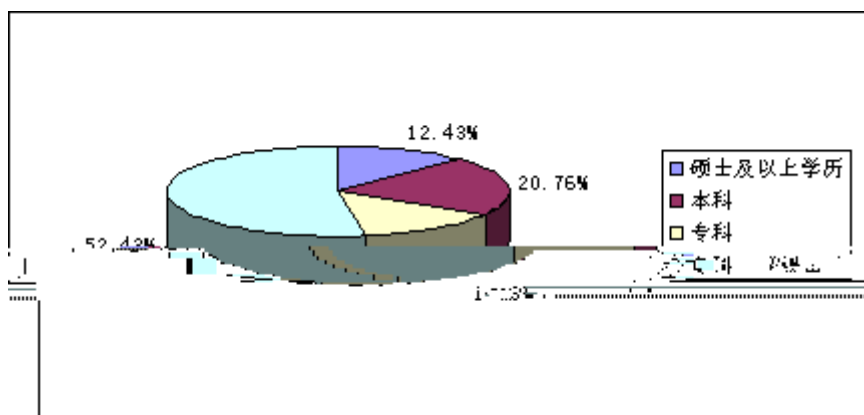
--	--	--	--	--	--

			2013 09 01		
			2013 08 01		

; 48 120 0 71

---

			2013 07 16	
			2013 07 16	
			2013 07 16	





6

7

2007 4

2007 10 30

<http://www.cninfo.com.cn>

2007-49

2008 7 19

<http://www.cninfo.com.cn>

2008-24

2009 12

2009 12 12

<http://www.cninfo.com.cn>

--	--	--	--	--	--

2

2013	2013 07 16			2013 07 17	<a href="http://www.cninfo.com.cn">http://www.cninfo.com.cn</a> 2013 2013-035
2013	2013 10 30	>		31	

--	--	--	--	--	--	--

--	--	--	--	--	--	--

3

1

2013

2013

2012

2

1

2

2013

2013 12 31

2013

( )

( 2013 )

2013

3

4 2013

2014 2013 2013

2012

2012

2012

2012

2013

2013

8

2013



2013



2010 2 4

	2014 04 02
	2014 01010002S

12 31

2013

2013

1

2

2013 12 31

2013

2013 12 31

---

2013 12 31

2,117,010.70

		68,936,730.53	22,825,444.42				

## 2013 1-12

		<b>919,987,596.18</b>	<b>584,562,790.74</b>
	29	919,987,596.18	584,562,790.74
		<b>700,222,999.24</b>	<b>461,054,214.33</b>
	29	606,071,279.01	418,731,730.19

2013 1-12

	4	205,984,342.69	213,003,901.74

4



## 2013 1-12

:			
		213,655,540.75	213,609,130.29
		32,135,502.26	28,355,971.89
		12,600,602.83	3,594,092.00
		<b>258,391,645.84</b>	<b>245,559,194.18</b>
		158,503,845.44	139,585,633.13
		26,604,729.24	24,149,466.48
		5,005,791.73	2,861,505.96
		9,850,499.65	16,923,561.83
		<b>199,964,866.06</b>	<b>183,520,167.40</b>
		<b>58,426,779.78</b>	<b>62,039,026.78</b>
:			

2013 1-12

	296,941,323.00	808,110,463.49			35,210,227.59		843,589,687.73	48,132,410.27	2,031,984,112.08
	296,941,323.00	808,110,463.49			35,210,227.59		843,589,687.73	48,132,410.27	2,031,984,112.08

2013 1-12

	135,000,000.00	196,578,435.61			27,994,756.99		681,205,992.87		14,372,788.59	1,055,151,974.06
	135,000,000.00	196,578,435.61			27,994,756.99		681,205,992.87		14,372,788.59	1,055,151,974.06
	161,941,323.00	611,532,027.88			7,215,470.60		162,383,694.86		33,759,621.68	976,832,138.02
							141,275,120.01		896,811.24	142,171,931.25
							141,275,120.01		896,811.24	142,171,931.25
	161,941,323.00	1,244,815,152.80							-9,315,365.66	

2013 1-12

--	--

2013 1-12

--	--

(



2.

33

1

1

2

3

4

1

2

2

1

23

64

2

A

B

A

B

C

a

13

b

14

A

B

C

3

1

3

4

5

1

1



2

3

4

12

20

7

21

4

5







1

2

1

2

3

3

4

5

1

2

(1)

(2)

(3)

1

1

2



3

4

5

2

1

2

3

1

2

( )

( )



1

2

2013 6 30

1

			%	%	%
1	1	3	1	5	
1-2		6	5	10	

2-3	12	15	20
3-4	24	30	30
4-5	48	50	50
5	100	100	100

2

		%	%
1	1	1	1
1-2		5	5
2-3		15	15
3-4		30	30
4-5		50	50
5		100	100

3

28

6,751,029.33

1

17%

17%

17%

5%

13%

2

[1999]273

2012 8 31

2012 11

2012 0949

3

5% 7%

4

3%

5

2%

500.00

---

---

73435743-9

2,940.36

100

100

75960844-1

1

15,000.00

08597327-3

100

100

2013 12 12

2013

15,000.00

2013 12 20

440301108542116

2013 12

2

2012 12 31

5,954,234.17

( )

5,954,234.17 159,660.17 -6,113,894.34

42,178,176.10 930,603.02 -43,108,779.12

**48,132,410.27 1,090,263.19 -49,222,673.46**

2013 2 1 12  
 3.5122% 4,214.6208  
 2013 2 25

12

2

1

49,754,742.41	6,506,339.50
32,004,183.00	11,031,710.70
<b>81,758,925.41</b>	<b>17,538,050.20</b>

1	200,000.00
---	------------

155,892.01

2	5%
---	----

3

2	3,757,968.00
---	--------------

2013-10-18	2014-04-18	1,000,000.00
2013-10-16	2014-01-16	858,430.00
2013-10-14	2014-04-14	500,000.00
2013-07-03	2014-01-03	400,000.00
2013-09-18	2014-03-18	200,000.00

2

---

	(%)			(%)	
376,533,864.45	90.01	3,765,338.65	310,637,750.01	94.67	9,073,055.57
41,030,016.32	9.81	2,051,500.82	16,890,689.81	5.15	969,731.81
578,960.00	0.14	86,844.00	467,901.52	0.14	89,220.17
46,616.74	0.01	13,985.02	120,818.63	0.04	34,996.47
120,818.63	0.03	60,409.32	16,141.61		

76qH

4,674,923.79

1.11

7

6,085,250.18	6.0969	37,101,161.82	7,497,013.00	6.2855	47,122,475.21
487,275.00	0.7862	383,095.61	1,580,031.00	0.8108	1,281,089.13
		<b>37,484,257.43</b>			<b>48,403,564.34</b>

4

1

(% )

(% )

34,268,003.20	91.22	24,251,399.82	87.67
3,062,140.81	8.15	1,816,286.00	6.57
18,008.40	0.05	335,227.00	1.21
218,867.00	0.58	1,258,310.00	4.55
<b>37,567,019.41</b>	<b>100.00</b>	<b>27,661,222.82</b>	<b>100.00</b>

2

9,155,157.00	24.37
3,243,550.80	8.63
2,914,149.35	7.76
2,503,915.00	6.67
1,979,718.50	5.27
<b>19,796,490.65</b>	<b>52.70</b>

3

(% )

923,800.40

2.46

165,883.76	0.44
16,000.00	0.04
13,300.00	0.04
<b>1,118,984.16</b>	<b>2.98</b>

4

600,869.24	6.0969	3,663,439.67	67,991.35	6.2855	427,359.63
		<b>3,663,439.67</b>			<b>427,359.63</b>

5

1

	(%)		(%)		(%)		(%)
2,432,383.76	14.36			7,139,707.40	43.77		
14,507,232.81	85.64	203,492.08	100.00	9,171,612.60	56.23	215,265.63	100.00



---

11,451,798.30	11,451,798.30	6,755,425.49		6,755,425.49
84,799,495.92	84,799,495.92	94,219,719.44	536,490.00	93,683,229.44
57,072,728.94	55,134.69			

<b>582,067,830.65</b>	<b>48,761,383.65</b>	<b>2,981,983.06</b>	<b>627,847,231.24</b>
109,297,082.22	4,930,366.41		114,227,448.63
322,655,171.85	34,266,008.71	556,706.38	356,364,474.18
5,578,433.51	2,797,752.00	404,730.00	7,971,455.51
144,537,143.07	6,767,256.53	2,020,546.68	149,283,852.92
<b>280,167,886.53</b>	<b>42,279,828.26</b>	<b>2,658,855.32</b>	<b>319,788,859.47</b>
19,782,864.17	2,948,053.37		22,730,917.54
141,149,046.01	31,434,097.86	509,529.82	172,073,614.05
3,554,220.61	646,987.02	347,110.95	3,854,096.68
115,681,755.74	7,250,690.01	1,802,214.55	121,130,231.20
<b>1,191,383.02</b>		<b>35,143.64</b>	<b>1,156,239.38</b>
85,923.00			85,923.00
595,500.77		8,669.57	586,831.20
509,959.25		26,474.07	483,485.18
<b>300,708,561.10</b>			<b>306,902,132.39</b>

2

---







**18**

1

1,350,634.99

20,981,372.94

101,208.39

347,948.12

2

5%

3

11,705.29

6.0969

71,365.98

10,919.29

6.2855

68,633.20

6,526.00

0.7862

5,130.74

6,526.00

0.8108

5,291.28

**76,496.72****73,924.48****19**

19,875,705.14

104,361,948.69

96,974,686.70

27,262,967.13

316,359.62

4,346,822.77

4,663,182.39

11,251.33

17,224,385.12

17,202,404.68

33,231.77

1

2,805.40

4,569,373.95

4,562,068.99

10,110.36

2

7,856.80

11,003,667.64

10,991,102.64

20,421.80

3

4

280.54

759,476.82

758,694.27

1,063.09

5

84.16

479,627.50

478,858.40

853.26

6

224.43

412,239.21

411,680.38

783.26

3,366.00

4,156,941.70

4,140,182.70

20,125.00

3,026,042.37

1,980,320.49

1,519,923.76

3,486,439.10

**23,232,724.46****132,070,418.77****124,500,380.23****30,802,763.00**

---

**20**

---

---

9,204,159.99	-3,645,600.07
863,454.10	211,196.05
9,698,515.86	10,259,879.28
350,979.39	259,910.78
386,724.59	91,924.60

**23**

---

	300,000.00	300,000.00	
	200,000.00	200,000.00	
	170,000.00	170,000.00	
SMD	100,000.00	100,000.00	
RFID	9,960,000.00	8,000,000.00	1,960,000.00
SOC	5,300,000.00	3,000,000.00	2,300,000.00
	18,720,000.00	10,230,000.00	8,490,000.00
	<b>34,750,000.00</b>	<b>22,000,000.00</b>	<b>12,750,000.00</b>

---

92,968,011.00		6,918,785.00	6,918,785.00	99,886,796.00
<b>296,941,323.00</b>	<b>6,467,661.00</b>		<b>6,467,661.00</b>	<b>303,408,984.00</b>

26

803,249,231.60	118,631,461.12	921,880,692.72
4,861,231.89		4,861,231.89
<b>808,110,463.49</b>	<b>118,631,461.12</b>	<b>926,741,924.61</b>

- 118,631,461.12

A: 6,467,661  
 20.10 / 117,700,858.10

B: 3.5122% 42,178,176.10

---

**29**

1

---

916,699,813.81	581,533,493.05
3,287,782.37	3,029,297.69

---



33

942,078.82	286,994.70
24,301,830.65	17,509,859.13
2,894,439.32	105,432.91
355,944.40	321,078.86
73,726.88	123,550.72
<b>-20,035,641.23</b>	<b>-16,672,801.94</b>

34

	-2,956,237.29
-3,103,002.34	594,479.98
<b>-3,103,002.34</b>	<b>-2,361,757.31</b>

35

1

-386,455.72	-211,426.19
-159,660.17	
<b>-546,115.89</b>	<b>-211,426.19</b>

2

-386,455.72	-211,426.19
<b>-386,455.72</b>	<b>-211,426.19</b>

36

1

5,128.21	127,394.34	5,128.21
64,005.37	1,111.61	64,005.37

	78,729,248.37	35,735,868.04	78,729,248.37
	865,043.50	13,692.35	865,043.50
	<b>79,663,425.45</b>	<b>35,878,066.34</b>	<b>79,663,425.45</b>

2

		21,189,000.00	32,000,000.00
SOC		3,000,000.00	1,000,000.00
7200		830,004.00	830,004.00
		195,864.00	195,864.00
		500,000.04	500,000.04
		50,000.04	50,000.04
XO3225		39,999.96	39,999.96
		494,969.63	5,000.00
		42,240,957.40	
RFID		8,000,000.00	
		500,000.00	
		350,000.00	
		350,000.00	
LED		92,653.30	
		125,800.00	
		300,000.00	
		200,000.00	
		170,000.00	
SMD		100,000.00	
			25,000.00
			50,000.00
			40,000.00
LED			1,000,000.00
		<b>78,729,248.37</b>	<b>35,735,868.04</b>



228,121,254.83

**228,121,254.83**

4

6,725,000.00

15,942,994.60

130,453.66

2,384,644.85

39,671.90

118,414.65

7,096,617.02

**13,991,742.58****18,446,054.10**

40

1

**273,605,449.08****142,171,931.25**

-3,103,002.34

-2,361,757.31

42,279,828.26

34,730,557.88

8,832,956.62

2,428,251.31

1,910,879.91

402,610.22

147,361.99

56,449.36

11,276.72

2,510,614.45

291,088.99

546,115.89

211,426.19

1,542,841.72

-3,711,578.58

-14,418,977.29

-27,802,551.79

-170,526,044.67

-22,879,313.35

89,636,726.57

1,141,060.20

**232,976,026.91****124,678,174.37**

2







---

	2013	1-12	2013	12	31		2012	12	31
				2012	1-12				

1

1

---

 (%)

(%)

(%)

 (%)
 

---

41,720,763.57	97.85	503,947.82	35.51	48,633,522.66	100.00	1,497,720.93	100.00
---------------	-------	------------	-------	---------------	--------	--------------	--------

NuTune Singapore Pte Ltd.	915,254.25	915,254.25	100%
	<b>915,254.25</b>	<b>915,254.25</b>	

4

5

	(%)
8,728,663.77	20.47
5,518,053.18	12.94
5,132,001.62	12.04
5,071,944.17	11.90
4,291,115.59	10.06

4,992,301.75    67.24    50,989.47    100

	4,954,234.17	1	66.73
	2,432,383.76	1	32.76
	<b>7,386,617.93</b>		<b>99.49</b>

8

3

	29,403,614.13	29,403,614.13		29,403,614.13
	5,330,454.67	5,330,454.67		5,330,454.67
	3,000,000.00	3,000,000.00	-3,000,000.00	
	592,459,079.47	592,459,079.47		592,459,079.47
	988,293,976.09	837,115,799.99	151,178,176.10	988,293,976.09
	2,550,000.00	1,937,018.72	-386,455.72	1,550,563.00
	<b>1,621,037,124.36</b>	<b>1,469,245,966.98</b>	<b>147,791,720.38</b>	<b>1,617,037,687.36</b>

	(%)	(%)	
	100	100	
	100	100	
	100	100	50,000,000.00
	100	100	
	30	30	

4

1

203,848,173.76

206,160,753.71

---

2,136,168.93	6,843,148.03
<b>205,984,342.69</b>	<b>213,003,901.74</b>
177,610,255.14	180,172,793.41
1,037,774.18	5,515,268.31
<b>178,648,029.32</b>	<b>185,688,061.72</b>

---

2

---

152,755,768.13	132,927,396.90	167,765,707.65	151,854,991.00
45,829,268.57	33,989,374.24	38,395,046.06	28,317,802.41
5,263,137.06	10,693,484.00		
<b>203,848,173.76</b>	<b>177,610,255.14</b>	<b>206,160,753.71</b>	<b>180,172,793.41</b>

---

3

---

28,652,043.70	18,561,704.69	19,743,071.43
---------------	---------------	---------------

	50,000,000.00	60,000,000.00
	-386,455.72	-211,426.19
	2,954,234.17	
	<b>52,567,778.45</b>	<b>59,788,573.81</b>

2

	50,000,000.00	60,000,000.00
	<b>50,000,000.00</b>	<b>60,000,000.00</b>

3

	-386,455.72	-211,426.19
	<b>-386,455.72</b>	<b>-211,426.19</b>

6

1	<b>61,188,567.03</b>	<b>72,154,705.96</b>
---	----------------------	----------------------

---

	<b>58,426,779.78</b>	<b>62,039,026.78</b>
2		
3	68,936,730.53	22,825,444.42
	22,825,444.42	49,775,429.78
	<b>46,111,286.11</b>	<b>-26,949,985.36</b>
<hr/>		
<b>1</b>		
<hr/>		
	-318,298.88	-56,449.36
	78,729,248.37	35,735,868.04

---

---

	-584,432.99	-2,347,512.56
	8,197,903.65	2,788,212.04
	940,872.16	-23,573.57
	<b>68,687,740.69</b>	<b>31,872,155.61</b>

---

**2**

12		
13		
14		
15	12	12
$16=4+5+7 \times 10 \div 15+8 \times 11$ $\div 15-12 \times 13 \div 15-14$	302,331,040.50	206,168,699.33
*** $17=4+5+7+8 \times 11$ $\div 15-12 \times 13 \div 15-14$		241,753,049.00
$18=1 \div 17$	0.9014	0.5844
$19=3 \div 16$	0.6742	0.5306
20		
21		
22		
23		
$24=[1+(20-22) \times (1-21)]$ $\div (17+23)$	23)	

---

---

%	
57.05	
-93.56	2013
32.58	
142.08	
-93.46	
-63.31	
-	

---

